

Split Core Current Transformers

SCTK663 Series

SCTK663 series retro-fit (split-core) current transformer has been specially designed to facilitate their installation in new or already existing net works. They may be installed without opening any cable or bus-bar circuit. An internal precision resistor across the secondary winding of the CT provides a low safe voltage output. It can save time and the installation costs.

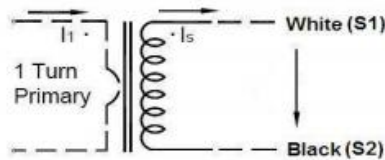
◆ Features

- Epoxy Potting, Double-screw fastening, safe, easy to install, portable
- Wide inner window, allowing clamping of big cables or bus-bars
- Wide range of sizes to accommodate all the existing installations

◆ Applications

- Current measurement, monitoring and protection for electrical wiring and equipment.
- Current and power measurement for electric motors, lighting, air compressor, heating and ventilation system, air-condition equipment and automation – control system.
- Current, power and energy monitoring device.
- Relay protection device.

◆ Circuit connection diagram



◆ Technique Index

Electrical Parameter	
Frequency	50-400Hz
Rated Input	5A-1000A
Measuring range	5%In-130%In
Rated Output	0-10V(AC) or 0-5A
Ratio	$\leq \pm 0.2\%$
Phase angle	$\leq \pm 10\text{min}$
Dielectric strength	2.5KV/1mA/1min
Insulation Resistance	DC500V/100M Ω min

Mechanical Parameter	
Case	PC /UL94-V0
Bobbin	PBT
Core	Silicon steel
Internal structure	Epoxy
Construction	Tie
Operating Temp	-25°C ~ +75°C
Operating Humidity	$\leq 85\%$
Output Connection	UL1015 22AWG Wire(twinsted wire) 2.5m


◆ Type Selection (Output: mA/V)

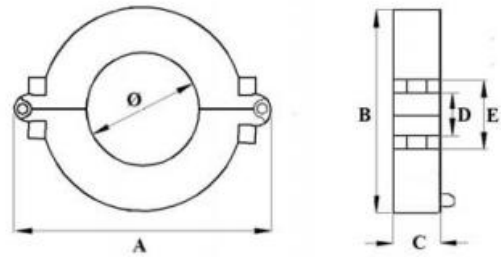
Mfg P/N	Rated Input (A)	Output (mA/V)	Accuracy	Dimensions(mm/inch)					
				\varnothing	A	B	C	D	E
SCTK663A-025	5-400A (5、100、250、400A)	0-200mA 0-10V	0.2、0.5、1.0	25	118	90	42	16	32
				(1.00)	(4.65)	(3.54)	(1.65)	(0.63)	(1.26)
SCTK663B-045	50-1000A (50、250、400、1000A)	0-500mA 0-10V	0.2、0.5、1.0	45	145	113	42	16	32
				(1.77)	(5.71)	(4.45)	(1.65)	(0.63)	(1.26)

Split Core Current Transformers

SCTK663 Series

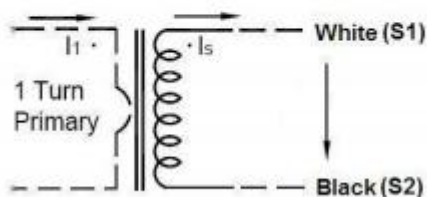
◆ Type Selection (Output: 1A/5A)

Mfg P/N	Input/Output (A)	Burden(VA)/Class				Product Description
		0.2	0.5	1.0	3.0	
SCTK663A-025	30/1	--	1.5	2.5	3.75	
	50/1	1.5	2.5	5	7.5	
	100/1	1.5	2.5	3.75	5	
	200/1	2.5	3.75	5	7.5	
	250/1	2.5	3.75	5	7.5	
	300/1	2.5	5	5	10	
	400/1	3.75	5	7.5	15	
	30/5	--	--	1.5	2.5	
	50/5	--	1.5	2.5	3.75	
	100/5	--	2.5	3.75	5	
	200/5	--	1.5	3.75	5	
	250/5	1.5	3.75	7.5	10	
	300/5	1.5	3.75	7.5	15	
	400/5	2.5	5	10	25	



SCTK663B-045	100/1	--	2.5	3.75	5	Dimensions(mm/inch) <table border="1"> <thead> <tr> <th>Type</th> <th>Ø</th> <th>A</th> <th>B</th> <th>C</th> <th>D</th> <th>E</th> </tr> </thead> <tbody> <tr> <td rowspan="2">663A</td> <td>25</td> <td>118</td> <td>90</td> <td>42</td> <td>16</td> <td>32</td> </tr> <tr> <td>(1.00)</td> <td>(4.65)</td> <td>(3.54)</td> <td>(1.65)</td> <td>(0.63)</td> <td>(1.26)</td> </tr> <tr> <td rowspan="2">663B</td> <td>45</td> <td>145</td> <td>113</td> <td>42</td> <td>16</td> <td>32</td> </tr> <tr> <td>(1.77)</td> <td>(5.71)</td> <td>(4.45)</td> <td>(1.65)</td> <td>(0.63)</td> <td>(1.26)</td> </tr> </tbody> </table>	Type	Ø	A	B	C	D	E	663A	25	118	90	42	16	32	(1.00)	(4.65)	(3.54)	(1.65)	(0.63)	(1.26)	663B	45	145	113	42	16	32	(1.77)	(5.71)	(4.45)	(1.65)	(0.63)	(1.26)
	Type	Ø	A	B	C		D	E																															
	663A	25	118	90	42		16	32																															
		(1.00)	(4.65)	(3.54)	(1.65)		(0.63)	(1.26)																															
	663B	45	145	113	42		16	32																															
		(1.77)	(5.71)	(4.45)	(1.65)		(0.63)	(1.26)																															
	250/1	1.5	3.75	5	7.5																																		
	400/1	2.5	5	7.5	10																																		
	500/1	3.75	5	7.5	10																																		
	600/1	3.75	3.75	7.5	15																																		
	800/1	5	7.5	10	25																																		
	1000/1	5	7.5	10	30																																		
	100/5	--	2.5	3.75	5																																		
	250/5	1.5	3.75	5	7.5																																		
400/5	2.5	5	7.5	10																																			
500/5	3.75	5	7.5	10																																			
600/5	3.75	3.75	7.5	15																																			
800/5	5	7.5	10	25																																			
1000/5	5	7.5	10	30																																			

◆ Circuit connection diagram



NOTE:

- Rated Primary current :0-1000Aac
- Rated Secondary current: 1A/5A
- Rated load: 1.5,2.5, 3.75, 5.0, 10,15, 25,30VA
- Accuracy: 0.2, 0.5, 1.0, 3.0 Class
- Output Connection:2*2.5mm² Wire 1m or Terminal
- Forbidden to open the second, otherwise, easy to produce high voltage